

**Specifications**

Power supply		100–240 V AC, 50/60 Hz
Power consumption		240 W (approx. 4 W in standby mode with fan stopped)
Optical system		Dichroic mirror separation/prism synthesis system
LCD panel	Panel size	0.6" (15.24 mm) diagonal, micro lens array (4:3 aspect ratio)
	Display method	Transparent LCD panel (x 3, R/G/B)
	Drive method	Active matrix
	Pixels	480,000 (800 x 600) x 3, total of 1,440,000 pixels
	Pixel configuration	Stripe
Lens		Manual zoom (1:1–1:1.2), manual focus F 1.6–1.9, f 18.8–22.6 mm
Lamp		165 W UHM™ lamp
Colors		Full color (16,777,216 colors)
Brightness		2,000 lumens
Center-to-corner uniformity ratio		85%
Contrast ratio		400:1** (full on/full off)
Scanning frequency	RGB	Horizontal: 15–91 kHz, Vertical: 50–85 Hz
	YPbPr	480i (525i): fH 15.75 kHz; fV 60 Hz 576i (625i): fH 15.63 kHz; fV 50 Hz 480p (525p): fH 31.5 kHz; fV 60 Hz 576p (625p): fH 31.25 kHz; fV 50 Hz 720p (750p): fH 45 kHz; fV 60 Hz 1080i (1125i): fH 33.75 kHz; fV 60 Hz 1080i (1125i): fH 28.125 kHz; fV 50 Hz
	S-Video/Video	NTSC, NTSC4.43, PAL-M, PAL60: fH 15.75 kHz; fV 60 Hz PAL, SECAM, PAL-N: fH 15.63 kHz; fV 50 Hz
Projection size		838–7,620 mm (33–300 inches) diagonally, 4:3 aspect ratio
Throw distance		1.1 m–10.7 m (3'7"–35'1")
Optical axis shift		6:1 (fixed)
Keystone correction range		Vertical: approx. ±30°
On-screen menu		17 languages: English, French, German, Spanish, Italian, Korean, Russian, Chinese, Japanese, Swedish, Norwegian, Danish, Portuguese, Polish, Hungarian, Czech, and Thai
Installation		Front/rear, ceiling/desk (menu selection)
Built-in speakers	Output power	1.0 W (monaural)
Terminals	PC 1 IN (RGB 1 IN)	D-sub HD 15-pin x 1
	RGB signal	R, G, B: 0.7 Vp-p, 75 Ω, Sync on green: 1.0 V [p-p], 75 Ω, HD/SYNC, VD: TTL (positive/negative polarity compatible)
	YPbPr signal	Y: 1.0 V [p-p] (including sync signal), 75 Ω, Pb, Pr: 0.7 Vp-p, 75 Ω
	PC 2 IN/PC 1 OUT (RGB 2 IN/RGB 1 OUT)	D-sub HD 15-pin x 1 (input/output selectable using on-screen menu)
	RGB signal	R, G, B: 0.7 V [p-p], 75 Ω, Sync on green: 1.0 V [p-p], 75 Ω, HD/SYNC, VD: TTL (positive/negative polarity compatible)
	YPbPr signal	Y: 1.0 V [p-p] (including sync signal), 75 Ω, Pb, Pr: 0.7 V [p-p], 75 Ω
	VIDEO IN	RCA pin x 1, 1.0 Vp-p, 75 Ω
	S-VIDEO IN	Mini DIN 4-pin x 1, Y: 1.0 V [p-p], C: 0.286 V [p-p], 75 Ω
	PC AUDIO IN	M3 (L, R) x 1, 0.5 V [rms], for PC 1 (RGB 1) and PC 2 (RGB 2)
	AUDIO IN	RCA (L, R) x 1, 0.5 V [rms], for VIDEO and S-VIDEO
	AUDIO OUT	M3 (L, R) x 1, 0–2.0 V [rms] (variable)
	SERIAL	Mini DIN 8-pin x 1, for external control (RS-232C)
Power cord length		2 m/6.6'
Cabinet material		Moulded plastic (ABS/PC)
Dimensions (W x H x D)		297 x 57 x 210 mm (11-11/16" x 2-1/4" x 8-1/4")*2
Weight		1.8 kg (4.0 lbs.)
Operating environment	Temperature	0°–40°C (32°–104°F)
	Humidity	20%–80% (no condensation)

Remote control unit	Power supply	3 V DC (AAA battery x 2)
	Operation range*3	Approx. 7 m when operated from directly in front of the signal receptor
	Dimensions (W x H x D)	52 x 123 x 21 mm (2-1/32" x 4-27/32" x 27/32")
	Weight	74 g (2.6 ozs.) (including batteries)

Supplied accessories	Power cord
	Wireless remote control
	Batteries for remote control
	VGA cable
	Lens cover
	Carrying bag

Optional accessories	Replacement lamp unit: ET-LAB50
	Ceiling mount bracket: ET-PKB50
	Full-function wireless remote control: ET-RM300
	Serial adapter (DIN 8-pin/D-sub 9-pin): ET-ADSER

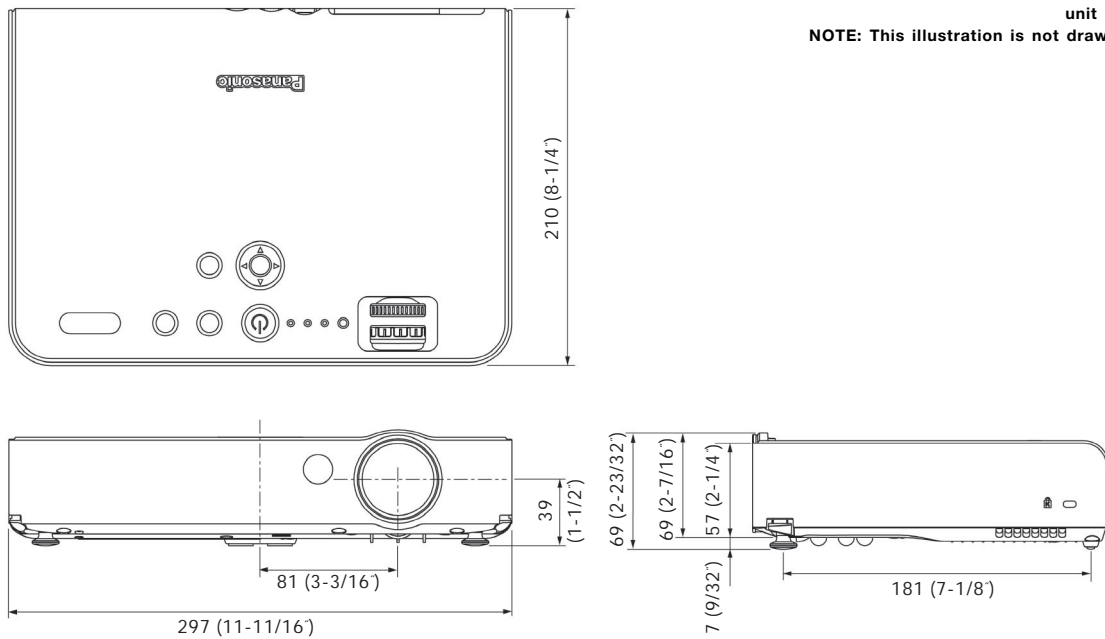
\*1: In AI mode.

\*2: Operation range differs depending on environments.

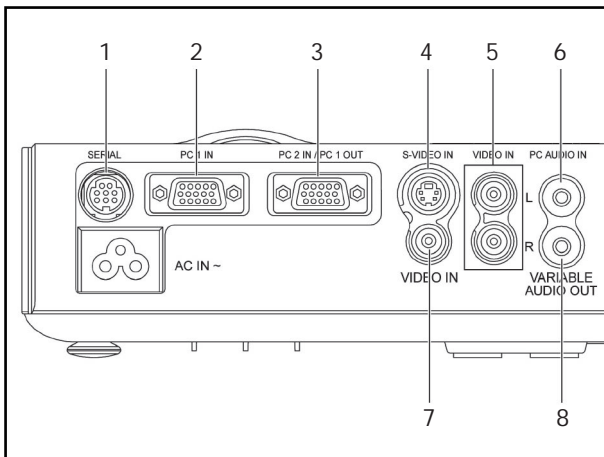
Weights and dimensions shown are approximate.

Specifications subject to change without notice.

**Dimensions**

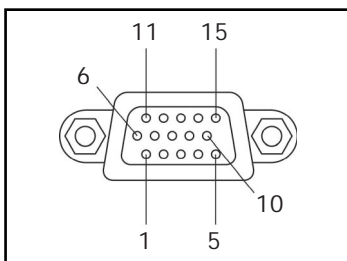


**Terminals**



- 1 Serial
- 2 PC 1 (RGB 1) input
- 3 PC 2 (RGB 2) input/PC 1 (RGB 1) output
- 4 S-Video input
- 5 Video input
- 6 Audio input for PC 1/2 (RGB 1/2)
- 7 Video input
- 8 Audio output

**RGB IN connector pin assignment**

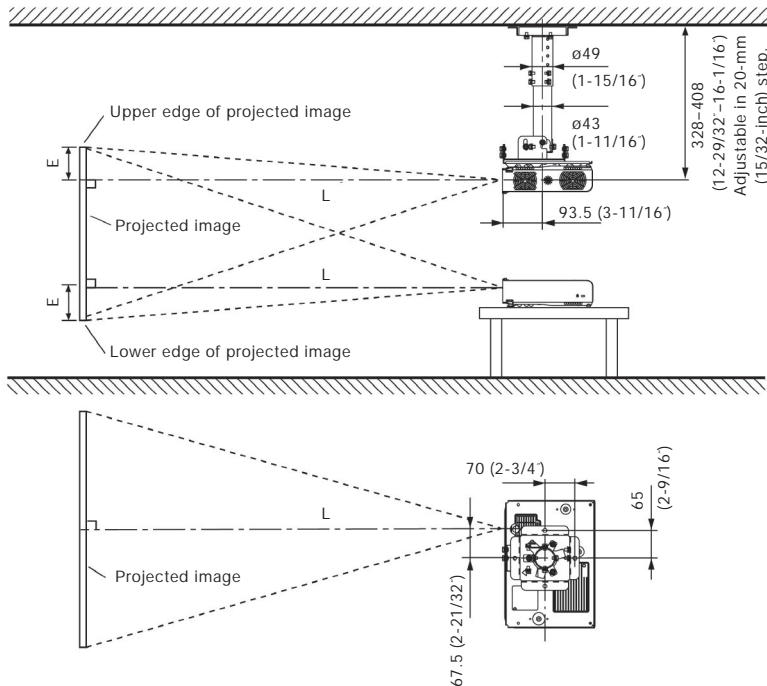


D-sub HD 15-pin, female

no.	signal	no.	signal	no.	signal
1	R/Pr	6	GND	11	NC
2	G/Y	7	GND	12	SDA*
3	B/Pb	8	GND	13	HD/SYNC
4	GND	9	NC	14	VD
5	GND	10	GND	15	SCL*

\* Effective when connected to a PC having proper functions.

Standard setting-up positions



unit : mm (inch)

A: Distance to screen  
E: Height from the edge of screen to center of lens

NOTE:  
Illustrations show the projector installed using optional ceiling bracket.  
This illustration is not drawn to scale.

Diagonal image size (4:3 aspect ratio)	Distance to screen (L)			Height from the edge of screen to center of lens
	min.	recommended*	max.	
33" / 0.84 m / 2.7'	-	-	1.1 m / 3.6'	7 cm / 2.8"
40" / 1.02 m / 3.3'	1.2 m / 3.9'	1.4 m / 4.6'	1.4 m / 4.6'	8 cm / 3.1"
50" / 1.27 m / 4.2'	1.6 m / 5.2'	1.8 m / 5.9'	1.8 m / 5.9'	11 cm / 4.3"
60" / 1.52 m / 4.9'	1.9 m / 6.2'	2.1 m / 6.9'	2.1 m / 6.9'	13 cm / 5.1"
70" / 1.78 m / 5.8'	2.2 m / 6.9'	2.5 m / 8.2'	2.5 m / 8.2'	15 cm / 5.9"
80" / 2.03 m / 6.7'	2.5 m / 7.2'	2.9 m / 9.5'	2.9 m / 9.5'	17 cm / 6.7"
90" / 2.29 m / 7.5'	2.8 m / 8.2'	3.3 m / 10.8'	3.3 m / 10.8'	19 cm / 7.5"
100" / 2.54 m / 8.3'	3.1 m / 9.2'	3.6 m / 11.8'	3.6 m / 11.8'	21 cm / 8.3"
120" / 3.05 m / 10.0'	3.7 m / 12.1'	4.4 m / 14.4'	4.4 m / 14.4'	25 cm / 9.8"
150" / 3.81 m / 12.5'	4.5 m / 14.8'	5.5 m / 18.0'	5.5 m / 18.0'	32 cm / 12.6"
200" / 5.08 m / 16.7'	6.2 m / 20.3'	7.3 m / 24.0'	7.3 m / 24.0'	42 cm / 16.5"
250" / 6.35 m / 20.8'	7.7 m / 25.3'	9.2 m / 30.2'	9.2 m / 30.2'	53 cm / 20.9"
300" / 7.62 m / 25.0'	9.2 m / 30.2'	11.1 m / 36.4'	11.1 m / 36.4'	64 cm / 25.2"

\* This distance is especially recommended for ceiling-mounted use and other permanent installations.

NOTE:  
Values shown are approximate.  
The value for L (distance to screen) varies slightly depending on the zoom lens characteristics.  
When the shortest projection distance is used, a small amount of distortion may occur in the image due to the zoom lens characteristics.

Calculation of the projection distance

For a screen size different from the above, use the equation below to calculate the projection distance.

Aspect ratio 4 : 3

minimum L (m) = (diagonal screen size in inches) x 0.0307 - 0.031  
maximum L (m) = (diagonal screen size in inches) x 0.0371 - 0.031

Aspect ratio 16 : 9

minimum L (m) = (diagonal screen size in inches) x 0.0335 - 0.031  
maximum L (m) = (diagonal screen size in inches) x 0.0404 - 0.031

Computer data compatibility

This projector accepts up to 91 kHz horizontal scanning frequency and 162 MHz dot clock.

NOTE: The projector is not fully compatible with RGB signals of which dot clock is higher than 100 MHz.  
The display resolution of this projector is 800 x 600 pixels. If the display resolution indicated in the above data does not match this resolution, the input signal will be converted to 800 x 600 pixels.